APPLEDENTAL

INTRAORAL SCANNER

- Restoration
- Orthodontics
- Health Report
- Implant

FASTER

Scan And Transmit Directly Digitally,No Need To Take Impressions And Send Them To The Denture Factory, Saving Patients’ Waiting And Treatment Time

Full Arch 20μm
Single Arch 15μm
Single Tooth 10μm

Accuracy

Leaner Scanning Speed up to 80mm/s
Full Arch Scanning: 90s
Single Arch Scanning: 30s

Speed

VS
TRADITIONAL IMPRESSION
DIGITAL IMPRESSION

MORE ACCURATE

AI INTELLIGENT PRECISION SCANNING

Intelligent Recognition And Deletion Of Redundant Data, Such As Soft tissue, Finger; Provide Clean Data For Laboratory



With AI Function

⏸ ⟳ ✓

Without AI Function

⏸ ⟳ ✓

IMPLANT FUNCTION

3 Matching Scanning Body Methods,Intelligent Identification Of Different Scanning Body With High Accuracy

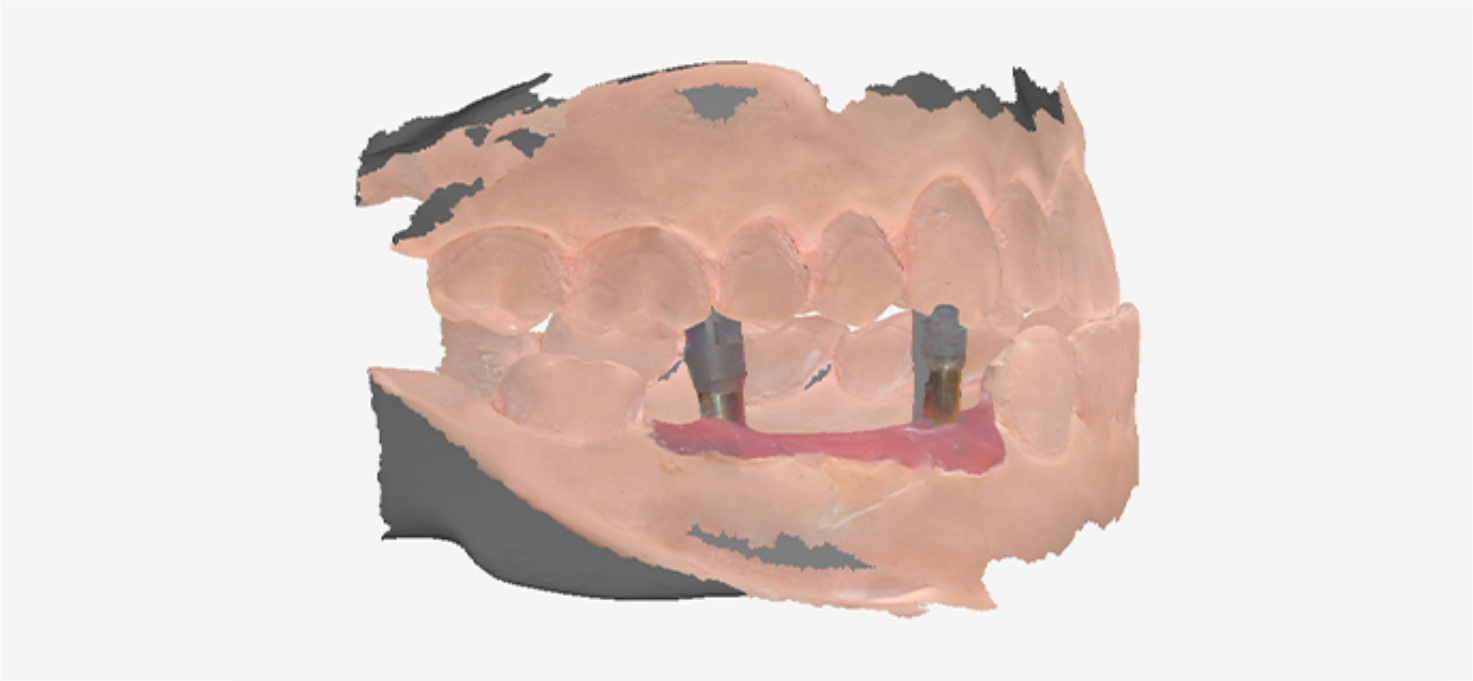

RESTORATION FUNCTION

A Variety Of Commonly Used Restoration Types Are Available, And Timely Notes Can Be Made To Facilitate Processing By The Technician.

Tooth Detail

Restoration Type

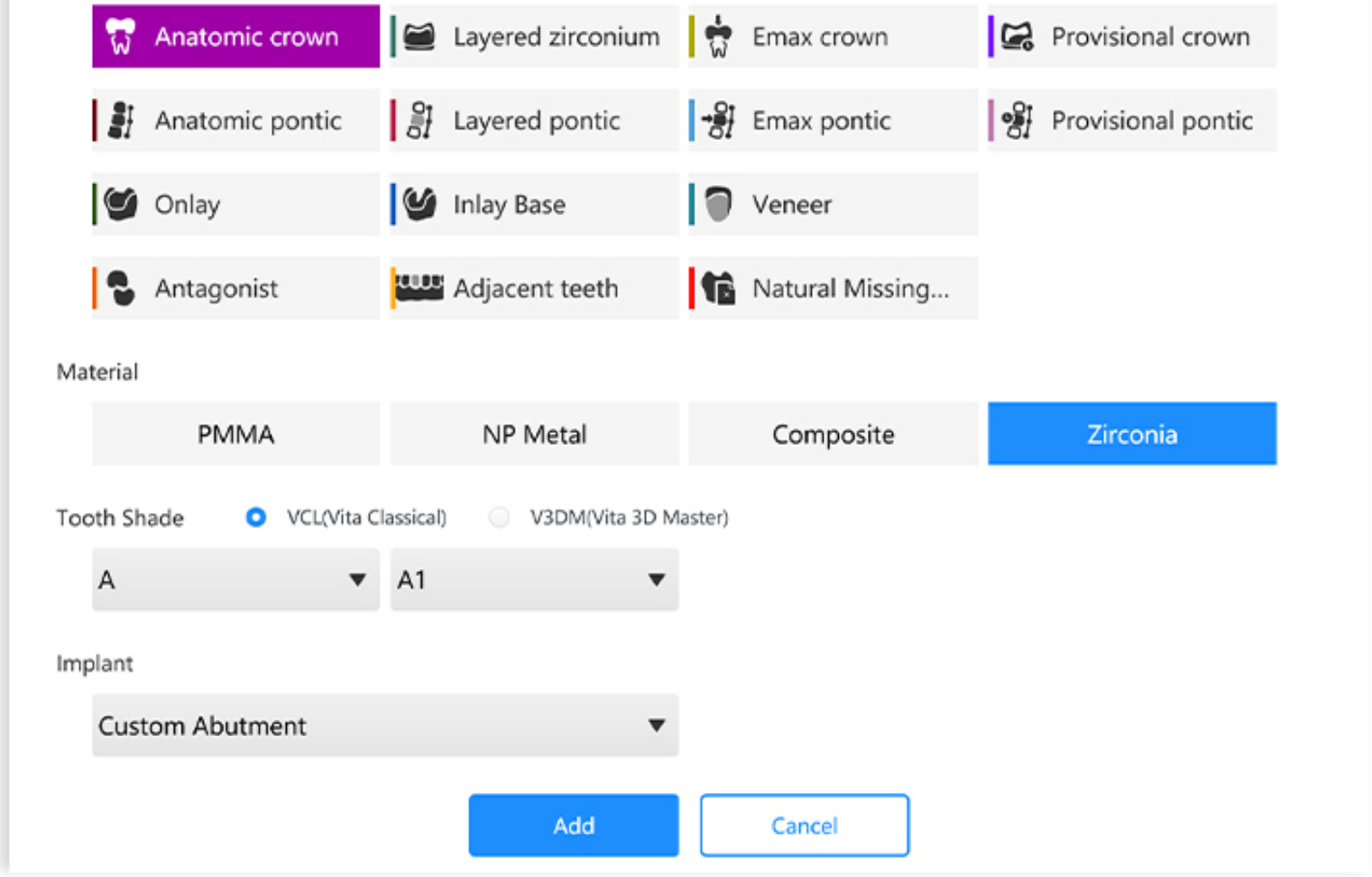

Anatomic crown
Layered zirconium
Emax crown
Provisional crown
Anatomic pontic
Layered pontic
Emax pontic
Provisional pontic
Onlay
Inlay Base
Veneer
Antagonist
Adjacent teeth
Natural Missing...

Material

PMMA
NP Metal
Composite
Zirconia

Tooth Shade ● VCL(Vita Classical) ○ V3DM(Vita 3D Master)

A
A1

Implant

Custom Abutment

Add
Cancel

SMARTER

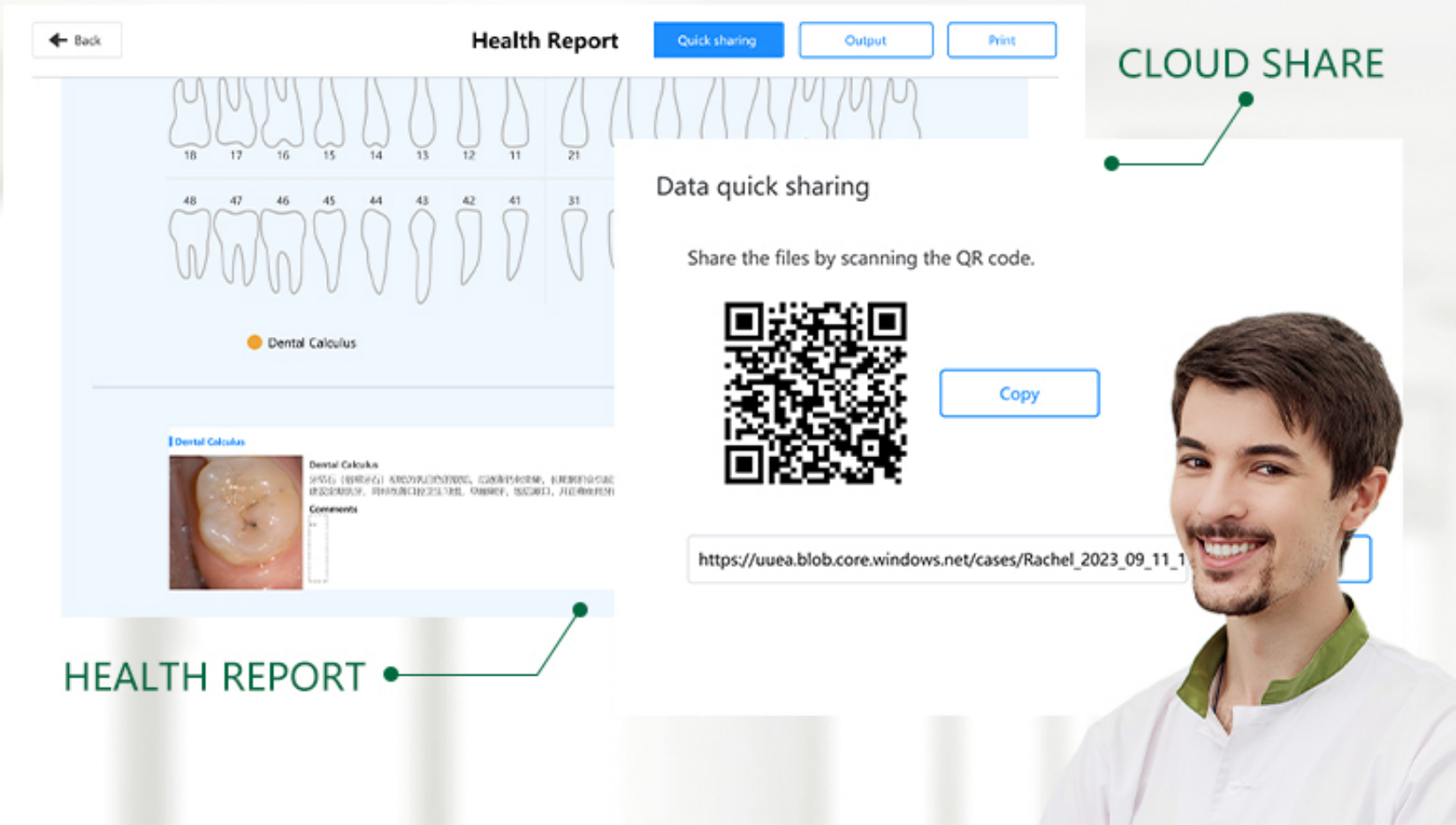
Back
Quick sharing
Output
Print
18
17
16
15
14
13
12
11
21
48
47
46
45
44
43
42
41
31
Dental Calculus
Dental Calculus
Dental Calculus
Comments
Copy

Health Report

Data quick sharing

Share the files by scanning the QR code.

https://uuea.blob.core.windows.net/cases/Rachel_2023_09_11_1

CLOUD SHARE

HEALTH REPORT

Oral Health Report Includes Detection Of Dental Problems Such As Caries And Tartar

Facilitate Doctor-Patient Communication

Realizes Digital Case Management, Improves Patient Oral Health Awareness

Generates QR-CODE Sharing In Real Time.

READY TO USE

FREE CALIBRATION, Convenient To Use;Type-C Interface, Easy Disassembly, Effectively Increased Scanning Flexibility, And Convenient Equipment Maintenance

Anti-Fogging Heating System

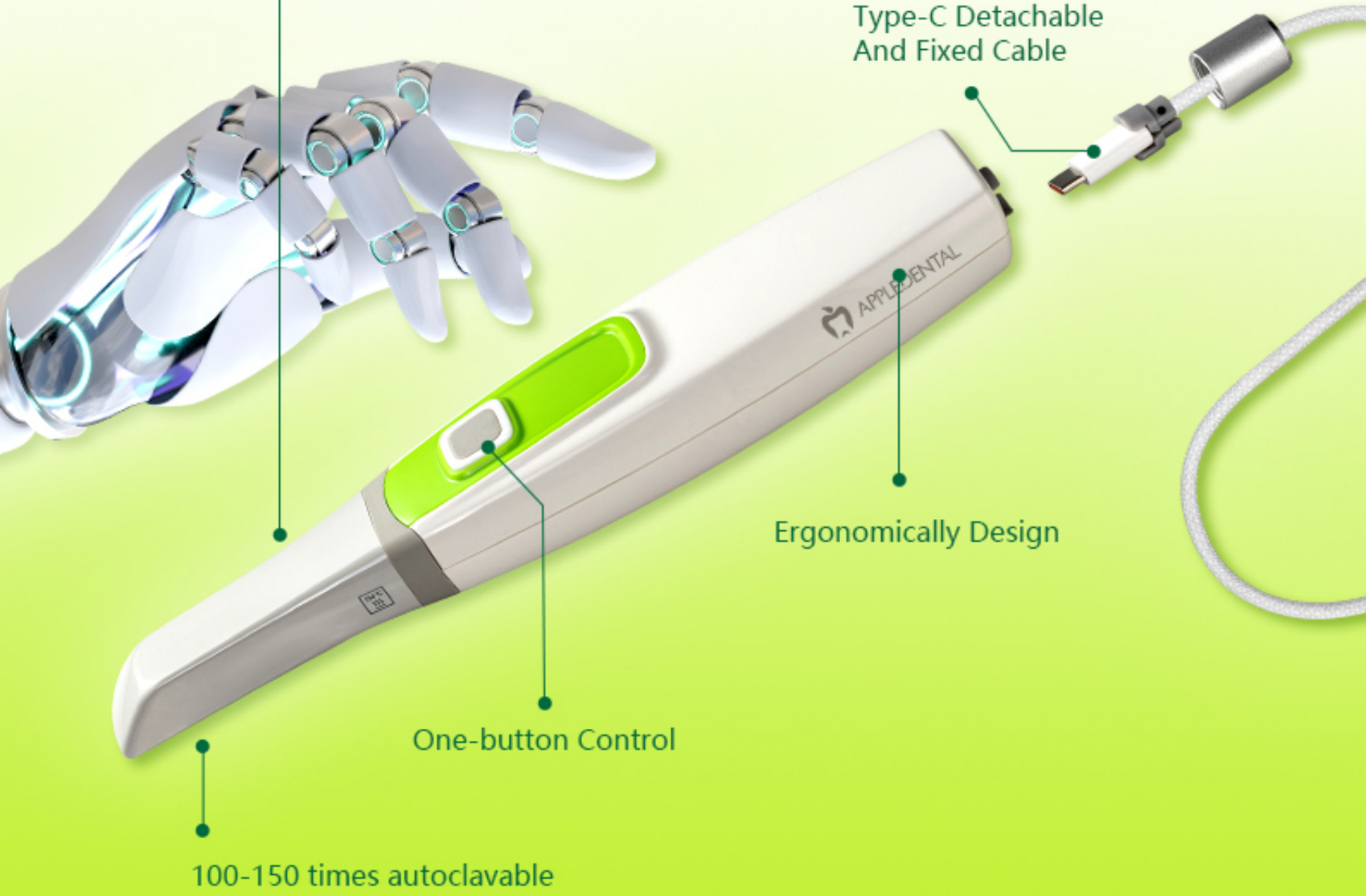
Type-C Detachable And Fixed Cable
APPLEDENTAL
Ergonomically Design
One-button Control
100-150 times autoclavable

ERGONOMIC DESIGN

Streamlined Design

Light Weight: 210g

Two Size Scanning Tips for Choose

Intra Oral Scanner
ECO-SCANNER 02
SN IS11Y2307036
20230706



Mini Tip

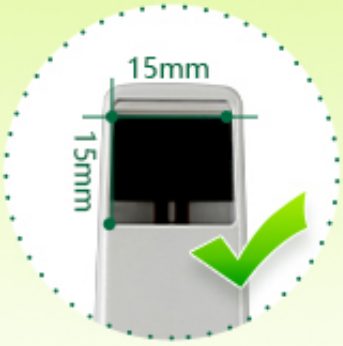

Standard Tip

ONE-BUTTON CONTROL

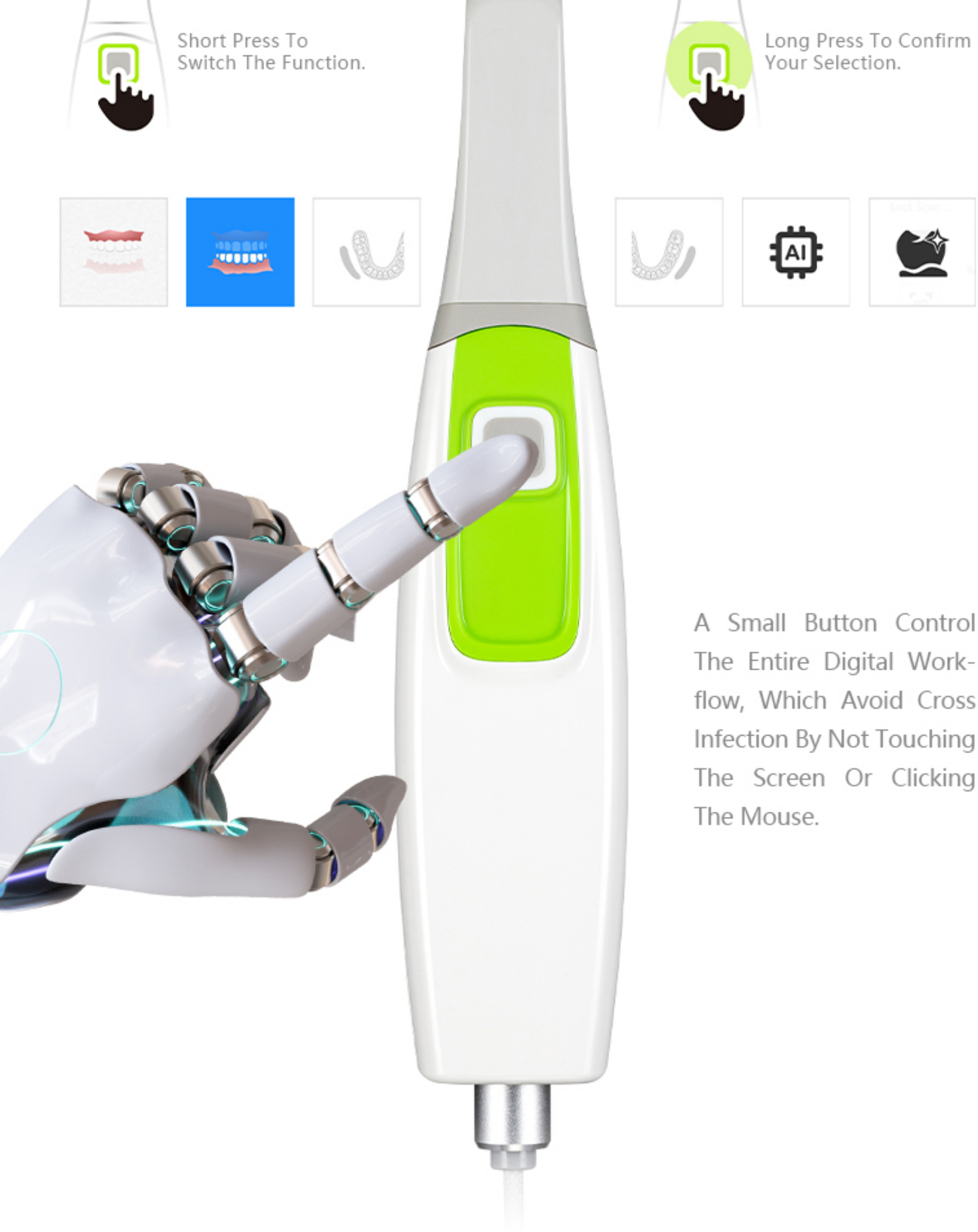

Short Press To Switch The Function.

Long Press To Confirm Your Selection.

A Small Button Control The Entire Digital Workflow, Which Avoid Cross Infection By Not Touching The Screen Or Clicking The Mouse.

INTRAORAL SCANNER TECHNICAL SPECIFICATIONS

APPLEDENTAL

Handpiece Size	240x49.5x30.5mm	Quick Reset	Yes
Imaging Technology	Optical Continuous Video Capture	Data Refine	Yes
Scanning Distance	0-17mm	Export Format	STL,PLY,OBJ
Accuracy	20um	Handpiece Weight	210g
Imaging Sync	3D	Service Life	>30000h

BASIC COMPUTER SPECIFICATION

- OS: Microsoft Windows 10/11, 1064 Pro Or Above
- CPU: Intel i7-9700 Quad-Core Or Above (Laptop Requires I7-9700H Or Above)
- Recommended: Intel Core I7-11700 (Laptop I7-11700H)
- Graphics Card & Video Memory: NVIDA GeForce 1660 GTX Or Above, More Than 6G
- Recommended: NVIDIA GeForce 3060 Or Above Graphics Card With 6G Or More Memory. AMD Graphics Cards Cannot Support All Functions Of The Software And Are Not Recommended.
- Memory: 16G or above
- Disk: 1 TB SSD or above

AI Scan


US Plug
EU Plug
SuperDog

GOOD BRAND WITH GOOD PRODUCTS

APPLEDENTAL IS TRUSTWORTHY

ital World
APPLEDENTAL
Newest Technology
@You Enter Into Digital World

Fast

New AI

Small

Simply Operation

Personalized Design

Scan Freely